

FOR LEASE > SE 122ND AND DIVISION

MIDWAY PLAZA

PORTLAND, OREGON



LOCATION

Midway Plaza
SE 122nd Avenue & Division Street
Portland, Oregon

AVAILABLE SPACE

7,248 SF

ASKING RATE

Please call for details

TRAFFIC COUNTS

SE Division St – 41,349 ADT ('22)
SE 122nd Ave – 25,071 ADT ('22)


HIGHLIGHTS

- Retail space available for lease at the Midway Plaza Shopping Center
- Nearby retailers include Grocery Outlet, Rite Aid, Safeway, Popeyes, O'Reilly Auto Parts, Pizza Baron, MetroPCS, Burger King, AT&T, Crunch Fitness, Papa Murphy's, and more
- Excellent visibility from both Division Street and 122nd Avenue
- Located in a dense residential and retail area
- Abundant off-street parking

Walk Score
74

Bike Score
77

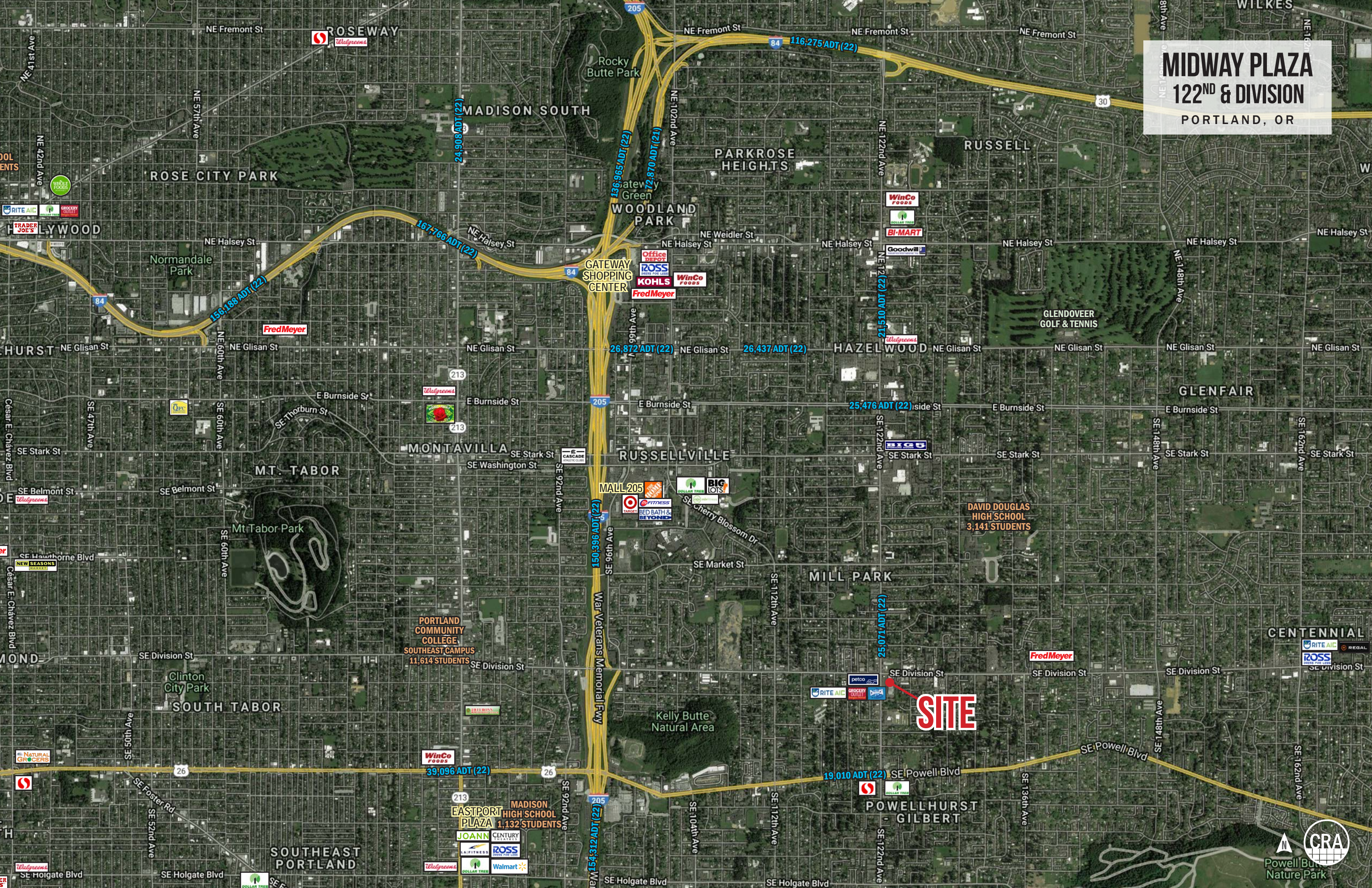
Transit Score
49




Jeff Olson 503.957.1452 | jeff@cra-nw.com
Kelli Maks 503.680.3765 | kelli@cra-nw.com
Alex MacLean IV 503.866.6425 | alex4@cra-nw.com

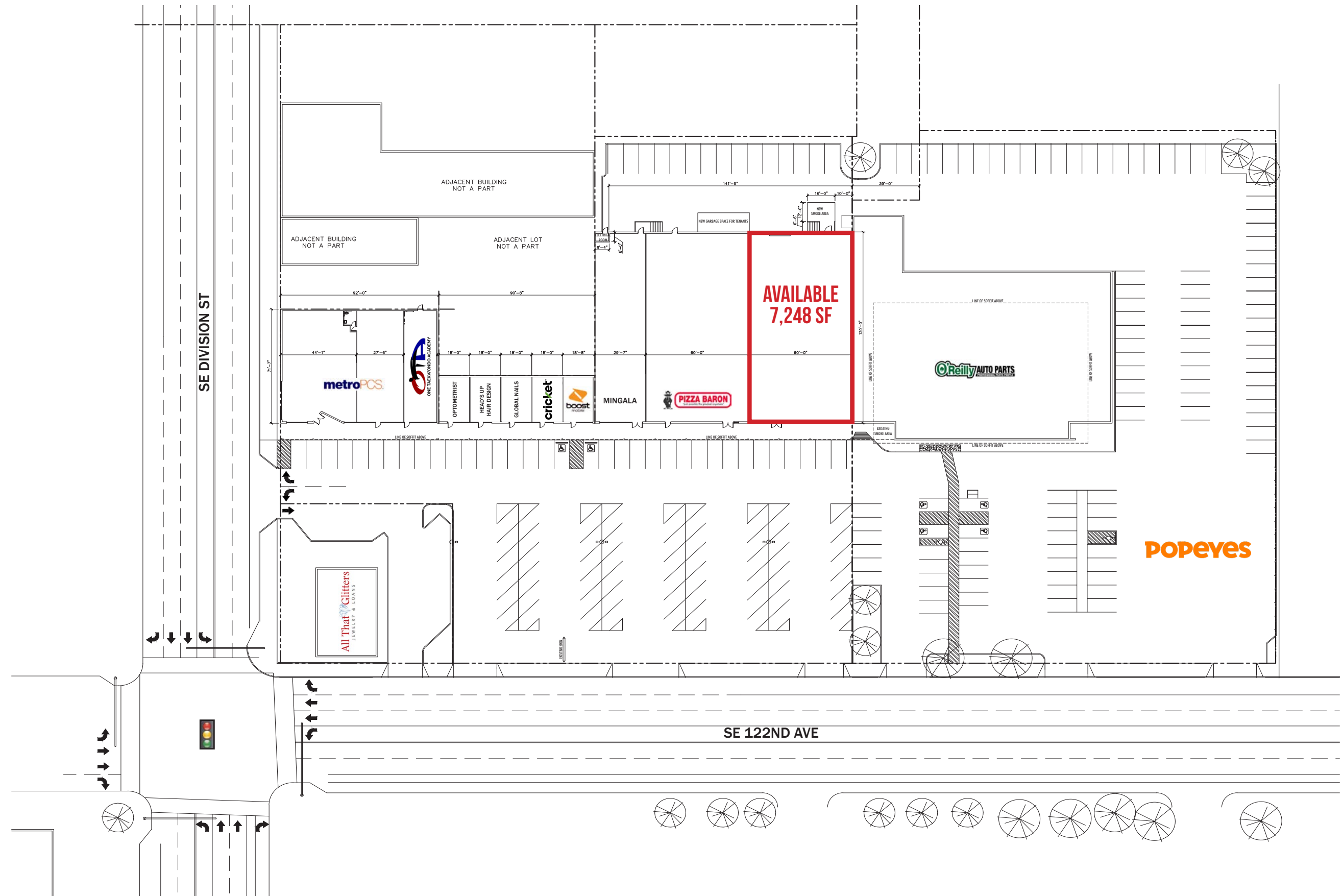
503.274.0211
www.cra-nw.com

MIDWAY PLAZA
122ND & DIVISION
PORTLAND, OR



SITE





MIDWAY PLAZA 122ND & DIVISION PORTLAND, OR

DEMOGRAPHIC SUMMARY

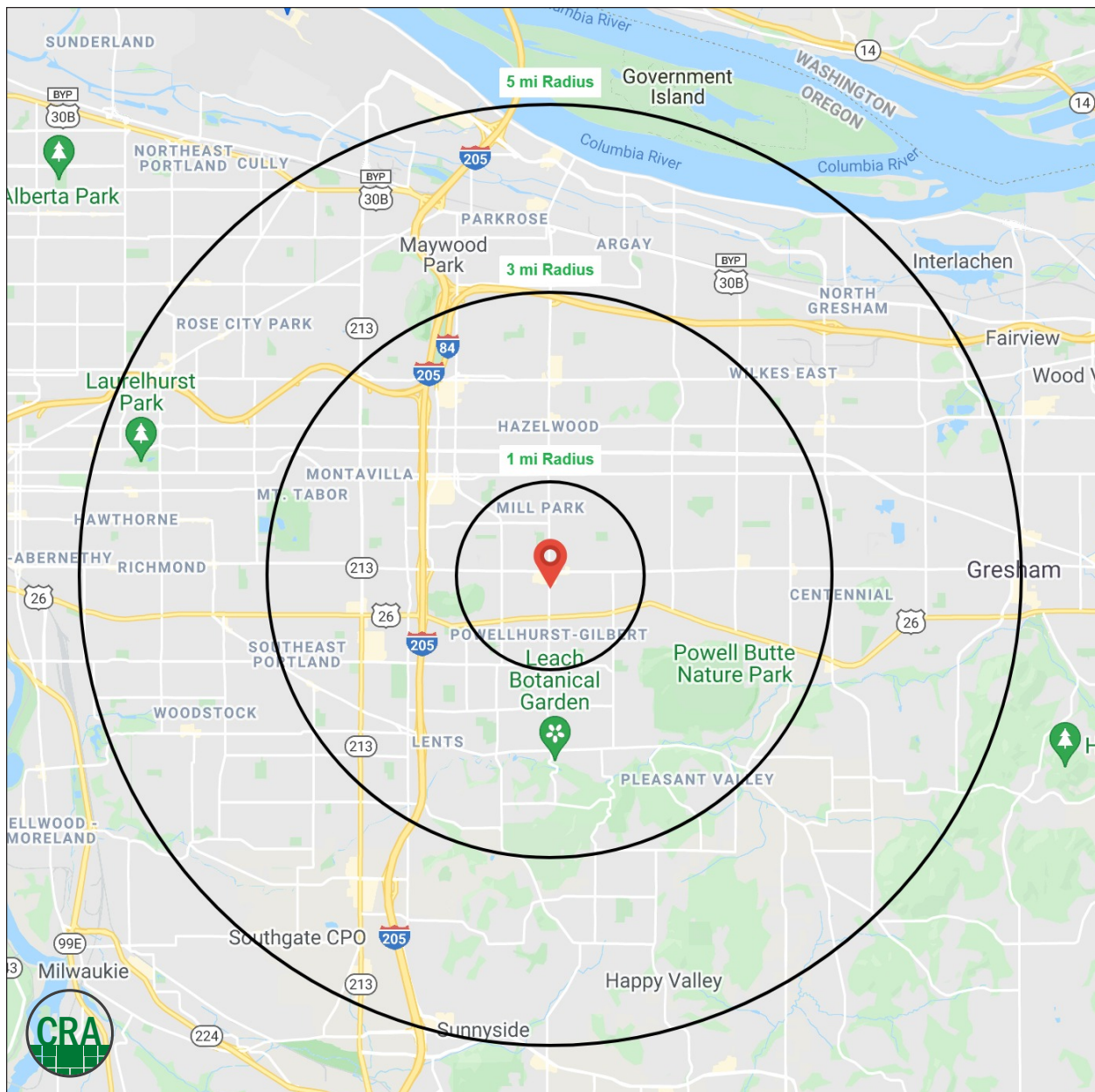
Source: Regis - SitesUSA (2022)	1 MILE	3 MILE	5 MILE
Estimated Population 2022	27,601	179,904	421,346
Average HH Income 2022	\$72,871	\$81,350	\$94,996
Projected Avg HH Income 2027	\$89,953	\$107,320	\$116,37
Median Home Value	\$416,175	\$428,166	\$472,800
Median Age	34.4	36.7	37.4
Total Businesses	875	7,060	19,637

27,601

Estimated 2022 Population
1 MILE RADIUS

34.4

Median Age
1 MILE RADIUS



Summary Profile

2010-2020 Census, 2022 Estimates with 2027 Projections
 Calculated using Weighted Block Centroid from Block Groups



Lat/Lon: 45.5032/-122.5367

Midway Plaza Portland, OR 97236	1 mi radius	3 mi radius	5 mi radius
Population			
2022 Estimated Population	27,601	179,904	421,346
2027 Projected Population	27,481	179,598	425,509
2020 Census Population	27,882	182,763	427,245
2010 Census Population	26,432	171,015	395,649
Projected Annual Growth 2022 to 2027	-	-	0.2%
Historical Annual Growth 2010 to 2022	0.4%	0.4%	0.5%
2022 Median Age	34.4	36.7	37.4
Households			
2022 Estimated Households	9,481	65,505	163,217
2027 Projected Households	9,564	66,270	167,574
2020 Census Households	9,548	66,230	164,470
2010 Census Households	9,141	62,491	153,330
Projected Annual Growth 2022 to 2027	0.2%	0.2%	0.5%
Historical Annual Growth 2010 to 2022	0.3%	0.4%	0.5%
Race and Ethnicity			
2022 Estimated White	53.6%	59.2%	66.2%
2022 Estimated Black or African American	9.2%	8.0%	6.2%
2022 Estimated Asian or Pacific Islander	18.0%	15.3%	11.8%
2022 Estimated American Indian or Native Alaskan	1.2%	1.2%	1.0%
2022 Estimated Other Races	18.0%	16.3%	14.8%
2022 Estimated Hispanic	19.7%	17.1%	14.8%
Income			
2022 Estimated Average Household Income	\$72,871	\$81,350	\$94,996
2022 Estimated Median Household Income	\$56,521	\$64,398	\$76,500
2022 Estimated Per Capita Income	\$25,410	\$29,999	\$37,095
Education (Age 25+)			
2022 Estimated Elementary (Grade Level 0 to 8)	8.3%	6.8%	4.7%
2022 Estimated Some High School (Grade Level 9 to 11)	10.3%	6.6%	5.0%
2022 Estimated High School Graduate	25.6%	24.2%	20.4%
2022 Estimated Some College	23.7%	23.0%	21.8%
2022 Estimated Associates Degree Only	9.9%	9.4%	8.7%
2022 Estimated Bachelors Degree Only	14.0%	19.5%	24.1%
2022 Estimated Graduate Degree	8.2%	10.6%	15.2%
Business			
2022 Estimated Total Businesses	875	7,060	19,637
2022 Estimated Total Employees	4,744	54,361	158,322
2022 Estimated Employee Population per Business	5.4	7.7	8.1
2022 Estimated Residential Population per Business	31.6	25.5	21.5

©2022, Sites USA, Chandler, Arizona, 480-491-1112 Demographic Source: Applied Geographic Solutions 11/2022, TIGER Geography - RS1

This report was produced using data from private and government sources deemed to be reliable. The information herein is provided without representation or warranty.

For more information, please contact:

JEFF OLSON 503.957.1452 | jeff@cra-nw.com

KELLI MAKS 503.680.3765 | kelli@cra-nw.com

ALEX MACLEAN IV 503.866.6425 | alex4@cra-nw.com



KNOWLEDGE

RELATIONSHIPS

EXPERIENCE



**COMMERCIAL
REALTY ADVISORS
NORTHWEST LLC**

Licensed brokers in Oregon & Washington

 15350 SW Sequoia Parkway, Suite 198 • Portland, Oregon 97224



www.cra-nw.com



503.274.0211

The information herein has been obtained from sources we deem reliable. We do not, however, guarantee its accuracy. All information should be verified prior to purchase/leasing. View the Real Estate Agency Pamphlet by visiting our website, www.cra-nw.com/home/agency-disclosure.html. CRA PRINTS WITH 30% POST-CONSUMER, RECYCLED-CONTENT MATERIAL.